



CommunityAction

Annual Report 2013

Dedicated to helping people achieve and maintain independence.



Introduction

Community Action experienced some challenges during 2013, but remained steadfast in our focus on providing services and support to families and individuals in the community.

As an agency, we are dedicated to helping people achieve and maintain independence. We are working toward a more client-centered approach while providing services, and the diagram on the left shows just how much support is wrapped around each client to assist them in finding their independence.

Though we spent some time focusing on internal changes, we are proud to present a stronger, more unified agency.

As we continue to evolve, we will look forward to your continued support. Together, we can build a better future for the whole community by providing transportation, food security, quality education, assistance with utility bills, and energy efficiency.



Early Childhood Education

837 children learned skills to achieve along with their peers.

The Fatherhood and Male Involvement Program promoted positive male role models.

118 children had Special Education-Identified disabilities.

Head Start children learn basic skills that prepare them for kindergarten and a successful future.



Early Head Start children begin to learn while their families work toward independence.



Demographics

Of the 837 children enrolled:

49% were male
51% were female

61% were from single-parent households
39% were from two-parent households

48% were white
24% were multi-racial
26% were black
13% were Hispanic
2% were of another ethnicity

90% spoke English
8% spoke Spanish
2% spoke Burmese
One family spoke Hindu
Two families spoke Punjabi

Along the way, children and families receive extra support through family engagement activities.



*These Numbers reflect data from the four-month grant period July 1, 2013 through October 3, 2013

107 Children Served in Early Head Start

86% were income eligible
3% were eligible due to receipt of public assistance
3% were eligible due to foster child status
2% were eligible due to homelessness
6% were over-income

Average daily attendance: 91%
Children with an ongoing source of medical care: 100%
Children who received preventative dental care: 96%



730 Children Served in Head Start

91% were income eligible
1% were eligible due to receipt of public assistance
3% were eligible due to foster child status
2% were eligible due to homelessness
3% were over-income

Average daily attendance: 90%
Children with an ongoing source of medical care: 91%
Children who received preventative dental care: 71%



93 seniors spent a total of 75,997 volunteer hours acting as a tutor and mentor for children in local schools through the Foster Grandparent Program in 2013.



Food and Nutritional Services



Community Action provided **\$968,042** in services through the Home Delivered Meals and Congregate Dining programs.

723 seniors received a total of **48,546** hot, nutritious meals through the congregate dining program in Branch and Calhoun Counties.

667 homebound seniors received a total of **85,294** hot, nutritious meals through Home Delivered Meals in Branch and Calhoun Counties.


6,320 families received a total of **21,538** boxes of non-perishable food items The Emergency Food Assistance Program (TEFAP). This is a quarterly distribution.

3,461 seniors received a total of **26,862** boxes of non-perishable food items through the Commodities Supplemental Food Program (CSFP). This is a monthly distribution.



Community Action provided **\$1,155,980** in food items through CSFP and TEFAP in the 2013 grant year.

Housing and Support Services



Senior and Disabled Transportation provided **19,587** rides to seniors, and **7,300** rides to disabled individuals across Calhoun County.

The Volunteer Income Tax Assistance (VITA) Program allowed **2,508** households to receive a total of **\$1,136,511** in refunds.

The Walk for Warmth raised **\$46,440** to help keep the heat on for families in Community Action's four-county service area.

1091 households received utility assistance across Barry, Branch, Calhoun, and St. Joseph Counties.

Of those, **96%** of households had children residing in the home, and **37%** had a senior residing there.

In total, Community Action awarded **\$668,608** in utility assistance.



121 homes received major updates, such as: new siding, insulation, and new roofing through our Home Rehab/Repair program. In total, these repairs valued **\$983,117**

39 families received services such as sealing air ducts, door frames, etc. valuing **\$259,696** to help increase a home's energy efficiency through our Weatherization program.



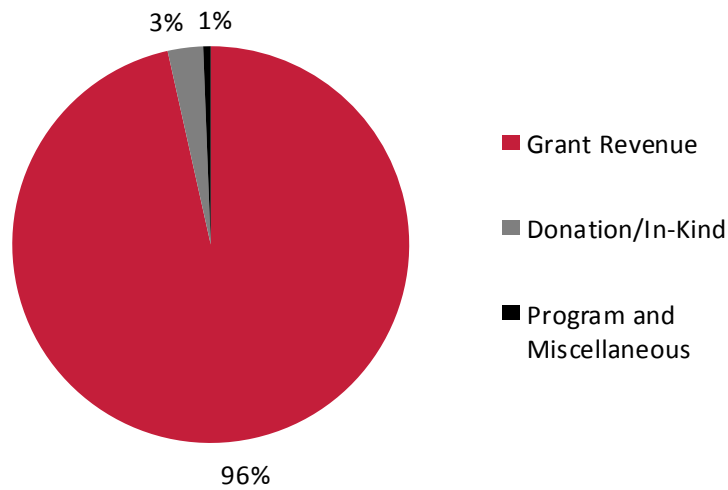
Innovation

To help the community grow and reach its full potential, Community Action works hard to promote innovation. This year, Project Renew got off to a wonderful start. The new program renovates otherwise vacant and blighted homes to make them the perfect, affordable place to call home.

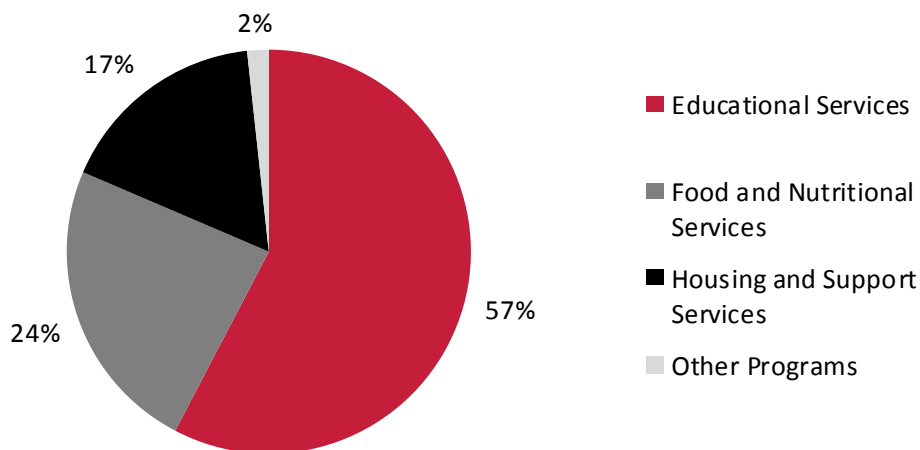


Financials

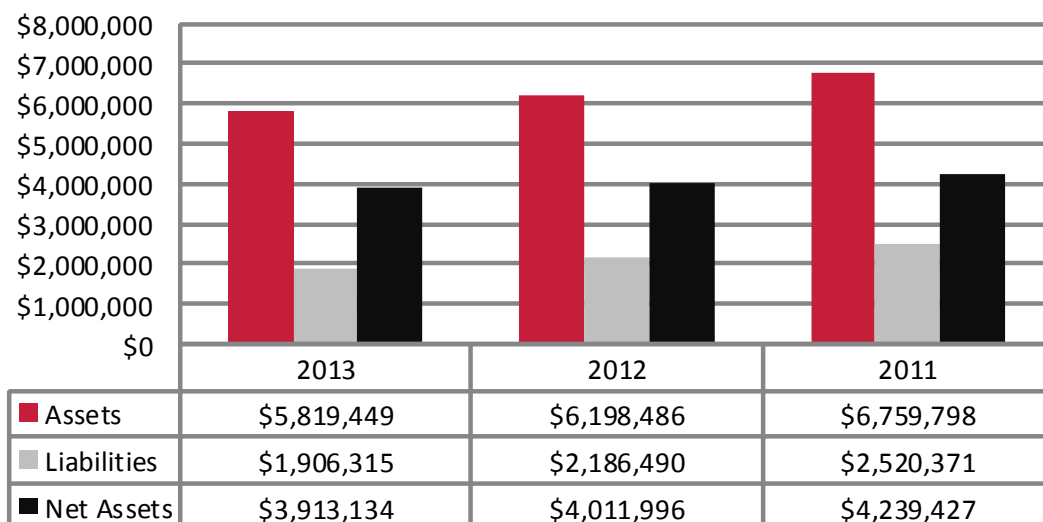
2013 Revenue By Source



Summary of Program Expenditures

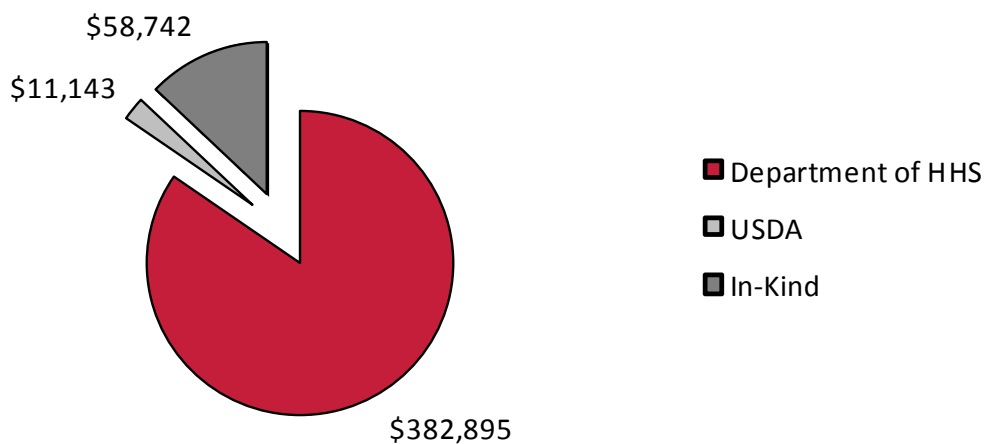


2013 Assets, Liabilities, and Net Assets



Early Head Start 2013*	Budget	Expenses
Program Budget		
Salaries	\$ 128,300	\$ 156,513
Benefits	\$ 112,660	\$ 94,410
Supplies	\$ 15,372	\$ 6,563
Food	\$ 15,100	\$ 21,576
Occupancy	\$ 48,785	\$ 51,024
Miscellaneous	\$ 1,894	\$ 1,306
Staff Training/Travel	\$ 4,500	\$ 8,484
Consultants	\$ 2,800	\$ 420
Vehicle Expense	\$ 300	\$ 1,127
Advertising/Communication	\$ 200	\$ 117
Insurance expense	\$ 1,600	\$ 1,719
Parent/Student Activities	\$ 1,400	\$ 355
Total	\$ 332,911	\$ 343,613
Administrative	\$ 47,000	\$ 40,720
Training (Includes college classwork & other trainings)	\$ 9,845	\$ 9,705
Total Budget	\$ 389,756	\$ 394,038

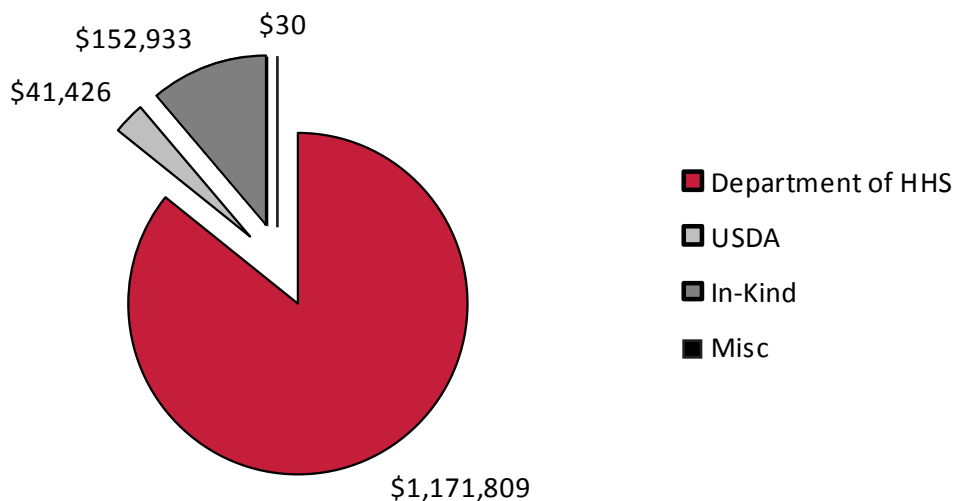
2013 Early Head Start Source of Revenue*



* Due to a change in the grant cycle, this reflects a four-month budget: July 1, 2013-October 31, 2013. The remaining months of the 2013 calendar year will be included with in the 2014 Annual Report.

Head Start 2013*	Budget	Expenses
Program Budget		
Salaries	\$ 345,140	\$ 372,176
Benefits	\$ 360,848	\$ 309,423
Supplies	\$ 29,535	\$ 32,358
Food	\$ 69,400	\$ 70,567
Occupancy	\$ 170,875	\$ 177,524
Miscellaneous	\$ 10,100	\$ 5,079
Staff Training/Travel	\$ 12,300	\$ 10,054
Consultants	\$ 5,500	\$ 3,077
Vehicle Expense	\$ 32,725	\$ 33,757
Advertising/Communication	\$ 2,840	\$ 1,373
Insurance expense	\$ 9,900	\$ 10,257
Parent/Student Activities	\$ 6875	\$ 3,706
Total	\$ 1,056,038	\$ 1,029,351
Administrative	\$ 181,160	\$ 161,946
Training (Includes college classwork & other trainings)	\$ 14,937	\$ 21,968
Total Budget	\$ 1,252,135	\$ 1,213,265

2013 Head Start Source of Revenue*



* Due to a change in the grant cycle, this reflects a four-month budget: July 1, 2013-October 31, 2013. The remaining months of the 2013 calendar year will be included with in the 2014 Annual Report.

Remember this?
That's where you come in!



**We're proud to
serve the community,
but we need your help.**

**Together, we'll build a community
by supporting families, individuals,
seniors, and children. Your
contribution is tax-deductible to
the extent allowable by law.**



To make a donation,
head over to www.caascm.org/donate,
or mail your contribution to:
175 Main Street, Battle Creek, MI 49014.

Impact

Education and Children Services

provides a quality education and opportunities for social and emotional growth for children and their families. We provide valuable resources and support for low and moderate-income families throughout the child's time at Community Action so that each child will enjoy the same advantages as their peers from the beginning of their lives.

Food and Nutritional Services

brings a combination of education about nutrition and assistance with food security to eligible community members. The Emergency Food Assistance Program (TEFAP), Commodity Supplemental Food Program (CSFP), Home Delivered Meals, and Congregate Dining all support thousands of individuals in their journey to independence and overall health.

Housing and Support Services

offers services that encourage safe and sustainable housing, which allow families and individuals to focus on meeting other basic needs. Transportation services allow clients to stay independent and in their homes, as the service provides door-to-door transportation for appointments and social outings.

In 2013, dedicated volunteers gave **174,471 hours of their time to help us achieve our mission.**



Serving Barry, Branch, Calhoun and
St. Joseph Counties since 1966

Contact us at **1-877-422-2726**
Visit us online at www.caascm.org



*This institution is an equal opportunity provider.
Equal Opportunity Employer*